

# Jack Stands

## DUTTON-LAINSON

### SIDE WIND SWIVEL JACK

SCREW TYPE TONGUE JACK WITH 800 LB. CAPACITY. ZINC PLATED. POLYPROPYLENE WHEEL. FITS TONGUES UP TO 3" X 5".

STOCK NO	CAPACITY	LIFT	LIST
47-6400	800 LBS	23"	54.80

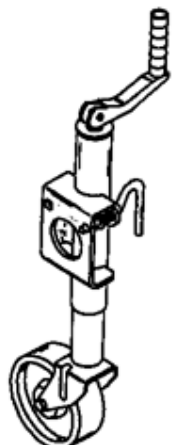


## DUTTON-LAINSON

### TOP WIND SWIVEL JACK

SAME AS 47-6400 EXCEPT HANDLE TYPE IS A TOP WIND.

STOCK NO	CAPACITY	LIFT	LIST
47-6460	600 LBS	10"	40.50



## HAMMERBLOW

### SIDE WIND SWIVEL JACK

JACKS BY HAMMERBLOW REPRESENT A NEW DIRECTION IN MARINE JACKS. THEY'RE FASTER SMOOTHER IN OPERATION, AND SHOW OFF A SLEEKER STYLE THAN PREVIOUS GENERATIONS. BOLT-ON STYLE.

STOCK NO	CAPACITY	LIST
54-139503	800 LBS	46.09
54-159125*	1200 LBS	59.85

\*JACK HAS INDEPENDENT CASTER



## DUTTON-LAINSON

### PIVOTING DUAL WHEEL TONGUE JACK

1250 LB TONGUE WEIGHT CAPACITY. FITS TRAILER TONGUES UP TO 3" X 5".

STOCK NO	CAPACITY	LIFT	LIST
47-6800	1250 LBS	28 1/2"	85.00

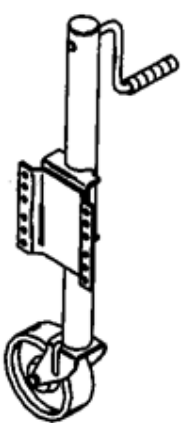


## DUTTON-LAINSON

### RIGID MOUNT TONGUE JACK

800 LB CAPACITY. MAX TONGUE SIZE 3" X 5".

STOCK NO	CAPACITY	LIFT	LIST
47-6414	800 LBS.	15"	53.35




## FULTON

### SIDE WIND SCREW TYPE JACK

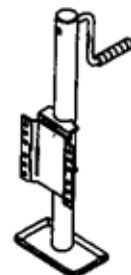
ECONOMICAL FIXED MOUNT JACK PROVIDES SAFE, STURDY TONGUE LIFT AND SUPPORT FOR LARGE TRAILERS. TONGUES UP TO 3" X 5".

STOCK NO	CAPACITY	LIFT	LIST
13-J712	750 LBS	25"	52.75
13-J1222	1200 LBS	25"	79.70



**DUTTON-LAINSON  
SCREW TYPE TONGUE JACK WITH SUPPORT FOOT**

STOCK NO	CAPACITY	LIST
47-6816	2000 LBS.	61.50




MODEL 6816

**FULTON  
SCREW TYPE JACK WITH SUPPORT FOOT**

ZINC PLATED HOUSING AND FOOT PLATE.  
HEAVY DUTY CONSTRUCTION

STOCK NO	CAPACITY	LIST
13-TJ122F	1200 LBS	72.25



**FULTON TOP WIND SWIVEL  
PIPE MOUNT JACKS**

MADE FOR RUGGED INDUSTRIAL AND AGRICULTURAL APPLICATIONS.  
JACK CAN BE PIVOTED TO HORIZONTAL POSITION OR  
REMOVED COMPLETELY WHEN NOT NEEDED.

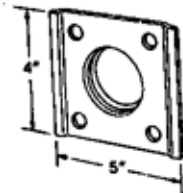
STOCK NO	TRAVEL	CAPACITY	(DIM. B) BRACKET HEIGHT	(DIM. A) OVERALL HEIGHT	LIST
13-515TG15	15"	5000 LBS	15"	18 1/2"	52.75




**SWIVEL JACK MOUNTING BRACKETS**

MOUNTING BRACKETS FOR INDUSTRIAL AND AGRICULTURAL JACKS.

STOCK NO	DESCRIPTION	LIST
13-P20510	SWIVEL MOUNT BRACKETS FOR S-MOUNT JACKS	3.35
13-P9086	SWIVEL RING FOR SWIVEL MOUNT JACK BRACKET	1.08



Mounting Bracket  
P20510



Mounting  
Bracket  
P9814

**BULLDOG  
A-FRAME JACK AND ACCESSORIES**

STOCK NO	DESCRIPTION	LIST
54-155032	5000 LBS - TOP WIND JACK	28.59
54-017137	BULLDOG CASTER WHEEL	16.99
54-018564	BULLDOG JACK FOOT	8.45



**FULTON  
SIDE WIND PLAIN MOUNT DROP LEG JACKS**

THESE MODELS FEATURE A DROP LEG SYSTEM THAT ALLOWS  
INNER TUBE TO BE RETRACTED AND EXTENDED BY REMOVING  
5/8" PIN TO MINIMIZE CRANKING OF HEAVY LOADS.

STOCK N	CAPACITY	TYPE	LIST
13-35SM28FZ	2000 LBS	BOLT-ON	86.25
13-70SP28FZ	7000 LBS	WELD-ON	92.25



## FULTON A-FRAME TOP WIND JACKS

POWDER COAT PAINTED, HIGH STRENGTH TUBE.  
FOOT, CASTER AND BOTTOM PLATE SOLD SEPARATELY.

STOCK NO	MAX CAPACITY	TRAVEL	CASTER	FOOT	BOTTOM PLATE	LIST
13-JA104T	1000 LBS	14"	13-CE555	13-F2000	13-SPB50	34.95
13-JA214T	2000 LBS	14"	13-CE555	13-F2000	13-SPB50	31.65
13-JA514T	5000 LBS	14"	13-CE555	13-F2000	13-SPB50	35.25

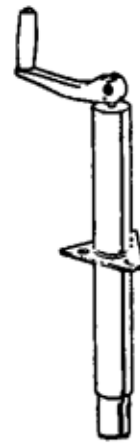
NOTE: IF THE JACK IS USED WITH A CASTER OR FOOTPLATE, THE SYSTEM CAPACITY WILL BE BASED ON THE LESSER VAUE OF THE TWO CAPACITIES.

## FULTON A-FRAME SIDE WIND JACKS

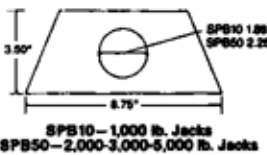
POWDER COAT PAINTED, HIGH STRENGTH TUBE.  
FOOT, CASTER AND BOTTOM PLATE SOLD SEPARATELY.

STOCK NO	MAX CAPACITY	TRAVEL	CASTER	FOOT	BOTTOM PLATE	LIST
13-JA104S	1000 LBS	14"	13-CE111	13-F1000	13-SPB10	34.95
13-JA214S	2000 LBS	14"	13-CE555	13-F2000	13-SPB50	39.95
13-JA314S	5000 LBS	14"	13-CE555	13-F2000	13-SPB50	42.00

NOTE: IF THE JACK IS USED WITH A CASTER OR FOOTPLATE, THE SYSTEM CAPACITY WILL BE BASED ON THE LESSER VAUE OF THE TWO CAPACITIES.



### BOTTOM SUPPORT PLATE\*



JA214S

### BOTTOM SUPPORT PLATE

FOR USE WITH ALL A-FRAME JACKS.  
WELDS TO FRAME OF TRAILER.

STOCK NO.	USE WITH	LIST
13-SPB10	1000 LB JACKS	1.87
13-SPB50	2000-5000 LB JACKS	2.25

### TONGUE JACK WHEEL

REPLACEMENT WHEELS FOR MOST JACKS.


STOCK NO	DESCRIPTION	HOLE DIA.	LIST
13-9175	HARD PLASTIC	5/8"	7.50
RP6X2	POLYURETHANE	5/8"	26.95

## CASTER ASSEMBLIES AND SUPPORT FOOT

STOCK NO.	FITS JACK	MAX CAPACITY	MOUNT	LD.	LIST
13-F1000	FULTON 13-JA104S, 13-JA104T	1000 LBS	PIN	1 11/16"	14.50
13-F2000	FULTON 13-JA314S, 13-JA214T 13-JA214S, 13-JA514T	2000 LBS	PIN	2"	15.40
13-CE111	FULTON 13-JA104S, 13-JA104T	1000 LBS	PIN	1 5/8"	16.95
13-CE555	FULTON 13-JA314S, 13-JA214T 13-JA214S, 13-JA514T	1200 LBS	PIN	2"	21.25



F2000



CE111