

Hubs & Bearings

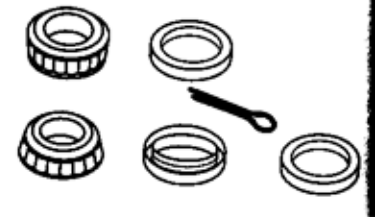
SPINDLE/HUB/BEARING KIT CROSS REFERENCE CHART

SPINDLE SIZE	SPINDLE STOCK NO	HUB KIT STOCK NO	BEARING KIT STOCK NO
3/4" STRAIGHT	SPL34	HK5	BK32
1" STRAIGHT	SPL18R, SPL18118R,SPL18	HK3, HK4,HK4G	BK11
1 1/16" STRAIGHT	SPL1168, SPL1168R SPL116D, SPL116112	HK116, HK116G	BK116
1 1/4" STRAIGHT	SPL114	HK6	BK22
1 3/8" X 7/8" TAPERED		HK10	
1 3/8" X 1 1/16" TAPERED	SPL5458R, SPL5458, SPL5458RBF, SPL84 SPL84RBF, SPL545112, SPL545D	HK8, HK8G	BK545
1 1/4" X 3/4" TAPERED		HK9	BK34114
1 3/4" X 1 1/4" TAPERED	SPL134114	HK12	BK114134

BEARING KITS

PACKAGED IN POLY BAG WITH ATTRACTIVE HEADER.

STOCK NO	FITS SPINDLE SIZE	CONTENTS DESCRIPTION	FITS	LIST
95-BK11	1"	2-L44643 BEARINGS 2-L44610 RACES 1-SEAL, GS100 1-COTTER PIN, CP BULK	HK3, HK4, HK4G	13.75
95-BK116	1 1/16"	2-L44649 BEARINGS 2-L44610 RACES 1-SEAL, GS100 1-COTTER PIN, CP BULK	HK116G, HK116	13.60
95-BK22	1 1/4"	2-LM67048 BEARINGS 2-LM67010 RACES 1-SEAL, GS125 1-COTTER PIN, CP BULK	HK6	16.25
95-BK32	3/4"	2-LM11949 BEARINGS 2-LM11910 RACES 1-SEAL, GS34 1-COTTER PIN, CP BULK	HK5	15.75
95-BK34114	1 1/4" x 3/4"	1-LM67048 BEARING 1-LM11949 BEARING 1-LM67010 RACE 1-LM11910 RACE 1-SEAL, GS125 1-COTTER PIN, CP BULK	HK9	15.00
95-BK545	1 3/8" x 1 1/16"	1-L44649 BEARING 1-L44610 RACE 1-L68149 BEARING 1-L68111 RACE 1-SEAL, GS545 1-COTTER PIN, CP BULK	HK8, HK8G, BD8, BD10	14.95
95-BK114134	1 3/4" x 1 1/4"	1-25580 BEARING 1-25520 RACE 1-15123 BEARING 1-15245 RACE 1-SEAL, GS225 1-COTTER PIN, CP BULK	HK12, BD12	19.95



BEARINGS

HIGH SPEED TAPERED ROLLER BEARINGS FOR MARINE, AGRICULTURAL, INDUSTRIAL AND R.V. USE.

STOCK NO	BEARING I.D.	USES RACE	FITS HUB	LIST
62-L11949	.750	L11910	HK5, HK9	4.75
62-LM12749	.875	LM12711	HK10	6.05
62-L44643	1.000	L44610	HK3, HK4, HK4G	4.30
62-L44649	1.063	L44610	HK8, HK8G, HK116, HK116G, BD8, BD10	4.30
62-LM67048	1.250	LM67010	HK6, HK9	5.25
62-15123*	1.250	15245	HK12, BD12	6.15
62-L68149	1.378	L68110/L68111	HK8, HK8G, HK10, BD8, BD10	5.05
62-25580	1.750	25520	HK12, BD12, HK78, BD128	7.40
62-14125A*	1.250	14276	HK78, BD128	7.00

*HEAVY DUTY BEARING

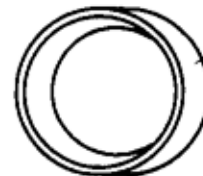


RACES

REPLACEMENT RACES FOR HIGH SPEED TRAILER HUBS AND DRUMS.

STOCK NO	RACE O.D.	FITS HUB	LIST
62-L11910	1.781	95-HK5, 95-HK9	2.25
62-LM12711	1.811	95-HK10	2.45
62-L44610	1.980	95-HK3, 95-HK4, 95-HK4G, 95-HK116, 95-HK116G, 95-HK8, 95-HK8G, 95-BD8, 95-BD10	1.85
62-LM67010	2.328	HK6, HK9	2.15
62-L68110	2.328	*SEE NOTE	2.60
62-L68111	2.362	HK8, HK8G, BD8, BD10	2.40
62-15245	2.441	HK12, BD12, HK78, BD128	3.30
62-25520	3.265	HK12, BD12	3.15
62-14276	2.562	HK78, BD128	3.00

*NOTE: SOME UHI HUBS



GREASE SEALS

STOCK NO	I.D.	O.D.	FITS HUB	LIST
62-GS34	1.125	1.784	HK5	2.40
62-GS100	1.249	1.983	HK3, HK4, HK4G, HK116, HK116G	1.50
62-GS116D	1.250	1.980	HK3, HK4, HK4G, HK116, HK116G	1.80
62-GS125	1.50	2.332	HK6, HK9	2.40
62-GS545	1.719	2.565	HK8, HK8G, BD10, BD8	2.20
62-GS600	1.750	2.368	HK10	3.00
62-GS700	1.688	2.332		4.65
62-GS225	2.15	3.380	HK12, HK78, BD12, BD128	2.95
62-GS225D*	2.065	3.380	HK78, BD12, BD128, HK12	2.80


* FOR HUBS USED ON DEXTER AXLES



DUST CAPS

STOCK NO	FITS HUB	LIST
60-DC34	HK3, HK9	1.95
64-DC78	HK10	2.65
63-DC100	HK3, HK4, HK8, HK116, HK4G, HK8G, HK116G BD8, BD10	1.10
63-DC100SL*	HK3, HK4, HK8, HK116, HK4G, HK8G, HK116G, BD8, BD10	1.50
60-DC125	HK6	2.25
3-DC225	HK12, BD12	2.99
63-DC225SL*	HK12, BD12	4.15
3-DC272	HK78, BD128	3.95

*HAS GROMMET FOR SUPER LUBE SPINDLE



SUPER LUBE DUST CAP PLUG

REPLACEMENT RUBBER GROMMET ONLY.
FITS 1" AND 2.25" DUST CAPS.

STOCK NO	LIST
63-DCPLUG	.55



TRAILER HUB KIT

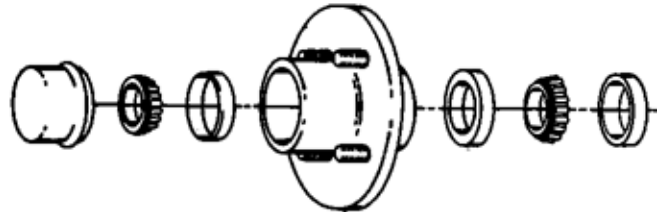
4 BOLT, 4" BOLT CIRCLE

ONE PIECE CAST IRON HUB
FITS 1" SPINDLE. RATED
CAPACITY IS 1250 LBS EACH.

COMPLETE ASSEMBLY CONTENTS:

HK3A	HUB (1)
L44643	BEARING (2)
L44610	RACE (2)
GS100	SEAL (1)
DC100	GREASE CAP (1)
LN1316	LUG NUT (4)
CP BULK	COTTER PIN (1)

STOCK NO	DESCRIPTION	LIST
95-HK3	COMPLETE HUB ASSEMBLY	29.25
95-HK3A	HUB ONLY	19.50



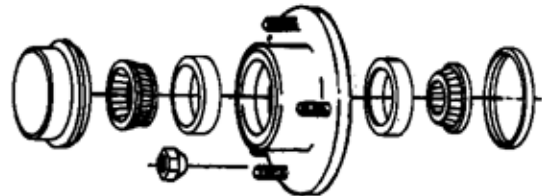
TRAILER HUB KIT

4 BOLT, 4.5 BOLT CIRCLE

ONE PIECE CAST IRON HUB FITS 1 1/16"
SPINDLE. RATED CAPACITY IS 1250 LBS.EACH.
COMPLETE ASSEMBLY CONTENTS:

HK3	HUB (1)
L44949	BEARING (2)
L44610	RACE (2)
GS100	SEAL (1)
DC100	DUST CAP (1)
LN1316	LUG NUT (4)
LB1316	LUG BOLT (4)
CP1	COTTER PIN (1)

STOCK NO	DESCRIPTION	LIST
95-HK3116	COMPLETE HUB ASSEMBLY	29.25

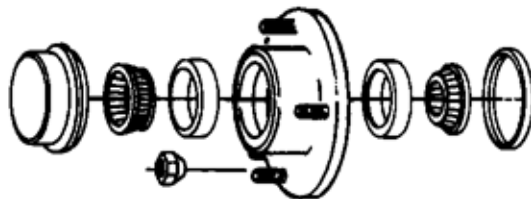


**TRAILER HUB KIT
5 BOLT, 4.5" BOLT CIRCLE**

ONE PIECE CAST IRON HUB FITS
1" SPINDLE. RATED CAPACITY
IS 1250 LBS EACH.

COMPLETE ASSEMBLY CONTENTS:

- HK4A OR
HK4GA HUB (1)
L44643 BEARING (2)
L44610 RACE (2)
GS100 SEAL (1)
DC100 GREASE CAP (1)
LN1316 LUG NUT (5) - WITH HK4
LB1316 LUG BOLT (5) - WITH HK4G
CP BULK COTTER PIN (1)



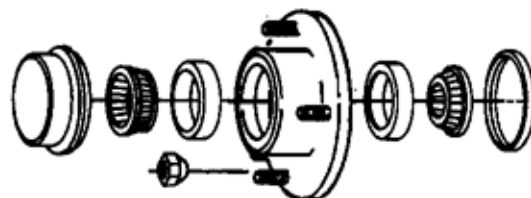
STOCK NO	DESCRIPTION	LIST
95-HK4	COMPLETE HUB ASSEMBLY	28.75
95-HK4G	COMPLETE GALVANIZED HUB ASSEMBLY	35.00
95-HK4A	HUB ONLY	22.50
95-HK4AG	GALVANIZED HUB ONLY	24.50

**TRAILER HUB KIT
5 BOLT, 4.5 BOLT CIRCLE**

FABRICATED DICO HUB FITS
3/4" STRAIGHT SPINDLE. RATED
CAPACITY IS 500 LBS EACH.

COMPLETE ASSEMBLY CONTENTS:

- HK5A HUB (1)
L11949 BEARING (2)
L11910 RACE (2)
GS34 SEAL (1)
DC34 GREASE CAP (1)
LN1316 LUG NUT (5)
CP BULK COTTER PIN (1)



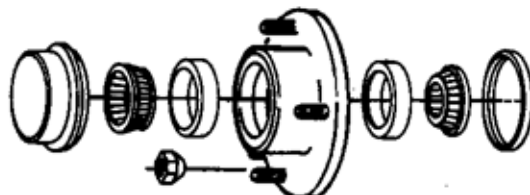
STOCK NO	DESCRIPTION	LIST
95-HK5	COMPLETE HUB ASSEMBLY	34.60
95-HK5A	HUB ONLY	24.50

**TRAILER HUB KIT
5 BOLT, 4.5" BOLT CIRCLE**

FABRICATED DICO HUB FITS
1 1/4" STRAIGHT SPINDLE.
RATED CAPACITY IS 1250 EACH.

COMPLETE ASSEMBLY CONTENTS:

- HK6A HUB (1)
LM67048 BEARING (2)
LM67010 RACE (2)
GS125 SEAL (1)
DC125 GREASE CAP (1)
LN1316 LUG NUT (5)
CP BULK COTTER PIN (1)

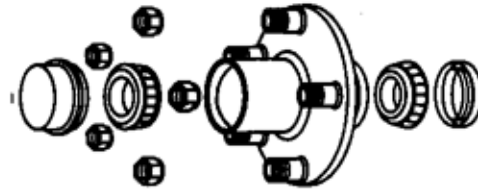


STOCK NO	DESCRIPTION	LIST
95-HK6	COMPLETE HUB ASSEMBLY	38.95
95-HK6A	HUB ONLY	27.75

**TRAILER HUB KIT
5 BOLT, 4.5" BOLT CIRCLE**

ONE PIECE CAST IRON HUB FITS 1 3/8" X 1 1/16",
SPINDLE. RATED CAPACITY IS 1750 LBS EACH.
COMPLETE ASSEMBLY CONTENTS:

- HK8A OR
HK8AG HUB (1)
L44649 BEARING (1)
L68149 BEARING (1)
L44610 RACE (1)
L68111 RACE (1)
GS545 SEAL (1)
DC100 GREASE CAP (1)
LN1316 LUG NUT (5)
CP BULK COTTER PIN (1)

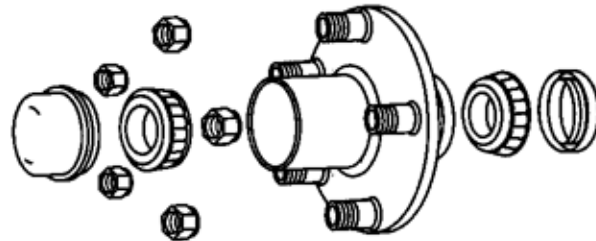


STOCK NO	DESCRIPTION	LIST
95-HK8	COMPLETE HUB ASSEMBLY	35.25
95-HK8G	COMPLETE GALVANIZED HUB ASSEMBLY	41.95
95-HK8A	HUB ONLY	25.00
95-HK8AG	GALVANIZED HUB ONLY	29.95

**TRAILER HUB KIT
5 BOLT, 4.5" BOLT CIRCLE**

FABRICATED DICO HUB FITS 1 1/4" X 3/4" SPINDLE.
RATED CAPACITY IS 1750 LBS EACH.
COMPLETE ASSEMBLY CONTENTS:

- HK9A HUB (1)
LM67048 BEARING (1)
L11949 BEARING (1)
LM67010 RACE (1)
L11910 RACE (1)
GS125 SEAL (1)
DC34 GREASE CAP (1)
LN1316 LUG NUT (5)
CP BULK COTTER PIN (1)

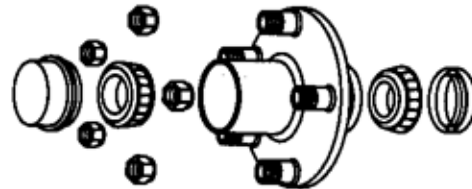


STOCK NO	DESCRIPTION	LIST
95-HK9	COMPLETE HUB ASSEMBLY	40.75
95-HK9A	HUB ONLY	29.65

**TRAILER HUB KIT
5 BOLT, 4.5" BOLT CIRCLE**

HUB FITS 1 3/8" X 7/8" SPINDLE RATED
CAPACITY IS 1500 LBS EACH.
COMPLETE ASSEMBLY CONTENTS:

- HK10A HUB (1)
L68149 BEARING (1)
L12749 BEARING (1)
L68111 RACE (1)
L12711 RACE (1)
GS600 SEAL (1)
DC78 GREASE CAP (1)
LN1316 LUG NUT (5)
CP BULK COTTER PIN (1)



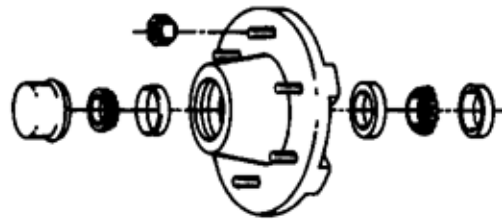
STOCK NO	DESCRIPTION	LIST
95-HK10	COMPLETE HUB ASSEMBLY	93.00
95-HK10A	HUB ONLY	60.00

**TRAILER HUB KIT
6 BOLT, 5.5" BOLT CIRCLE**

CAST HUB FITS 1 3/4" X 1 1/4" SPINDLE. RATED CAPACITY IS 2600 LBS EACH.

COMPLETE ASSEMBLY CONTENTS:

- HK12A HUB (1)
- 25580 BEARING (1)
- 15123 BEARING (1)
- 25520 RACE (1)
- 15245 RACE (1)
- GS225 SEAL (1)
- DC225 GREASE CAP (1)
- LN1316 LUG NUT (6)
- CP BULK COTTER PIN (1)



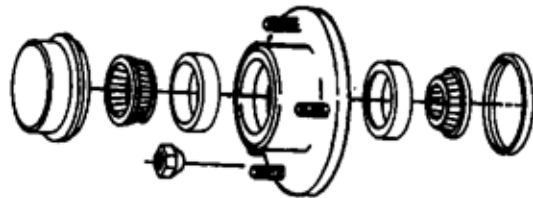
STOCK NO	DESCRIPTION	LIST
95-HK12	COMPLETE HUB ASSEMBLY	55.00
95-HK12A	HUB ONLY	47.99

**TRAILER HUB KIT
5 BOLT, 4.5" BOLT CIRCLE**

ONE PIECE CAST IRON HUB FITS 1 1/16" SPINDLE. RATED CAPACITY IS 1250 LBS EACH.

COMPLETE ASSEMBLY CONTENTS:

- HK4A OR HUB (1)
- HK4AG BEARING (2)
- L44649 RACE (2)
- L44610 RACE (2)
- GS100 SEAL (1)
- DC100 GREASE CAP (1)
- LN1316 LUG NUT (5) WITH HK116
- LB1316 LUG BOLT (5) WITH HK16G
- CP BULK COTTER PIN (1)



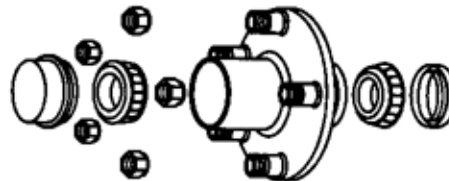
STOCK NO	DESCRIPTION	LIST
95-HK116	COMPLETE HUB ASSEMBLY	28.60
95-HK116G	COMPLETE GALVANIZED HUB ASSEMBLY	34.35
95-HK116A	HUB ONLY	22.50
95-HK116AG	GALVANIZED HUB ONLY	24.50

**TRAILER HUB KIT
5 BOLT, 4.75" BOLT CIRCLE**

ONE PIECE CAST IRON HUB FITS 1 3/8" X 1 1/16" SPINDLE. RATED CAPACITY IS 1750 LBS. EACH.

COMPLETE ASSEMBLY CONTENTS:

- HK475 HUB (1)
- L44649 BEARING (1)
- L68149 BEARING (1)
- L44610 RACE (1)
- L68111 RACE (1)
- GS545 SEAL (1)
- DC100 GREASE CAP (1)
- LN1316 LUG NUT (5)
- CP BULK COTTER PIN (1)



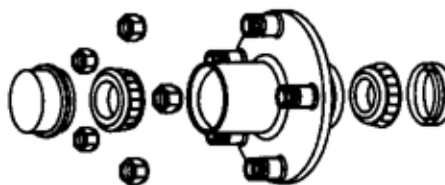
STOCK NO	DESCRIPTION	LIST
95-HK475	COMPLETE HUB ASSEMBLY	40.00
95-HK475A	HUB ONLY	34.55

TRAILER HUB KIT
5 BOLT, 5.0" BOLT CIRCLE

ONE PIECE CAST IRON HUB
 FITS 1 3/8" X 1 1/16" SPINDLE.
 RATED CAPACITY IS 1750 LBS. EACH.

COMPLETE ASSEMBLY CONTENTS:

- HK50 HUB (1)
- L44649 BEARING (1)
- L68149 BEARING (1)
- L44610 RACE (1)
- L68111 RACE (1)
- GS545 SEAL (1)
- DC100 GREASE CAP (1)
- LN1316 LUG NUT (5)
- CP BULK COTTER PIN (1)



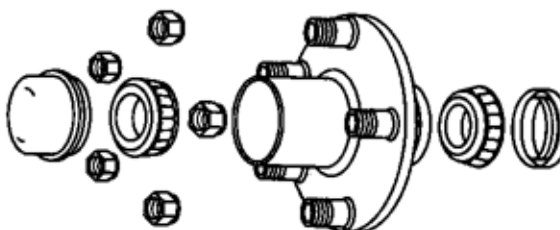
STOCK NO	DESCRIPTION	LIST
95-HK50	COMPLETE HUB ASSEMBLY	49.00
95-HK50A	HUB ONLY	39.20

TRAILER HUB KIT
5 BOLT, 5.5" BOLT CIRCLE

ONE PIECE CAST IRON HUB
 FITS 1 3/8" X 1 1/16" SPINDLE.
 RATED CAPACITY IS 1750 LBS. EACH.

COMPLETE ASSEMBLY CONTENTS:

- HK555 HUB (1)
- L44649 BEARING (1)
- L68149 BEARING (1)
- L44610 RACE (1)
- L68111 RACE (1)
- GS545 SEAL (1)
- DC100 GREASE CAP (1)
- LN1316 LUG NUT (5)
- CP BULK COTTER PIN (1)



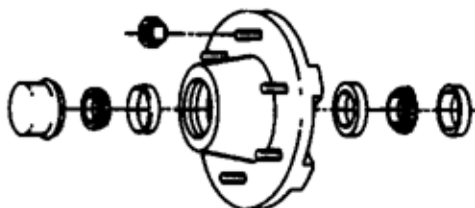
STOCK NO	DESCRIPTION	LIST
95-HK555	COMPLETE HUB ASSEMBLY	41.35
95-HK555A	HUB ONLY	33.50

TRAILER HUB KIT
6 BOLT, 5.5" BOLT CIRCLE

ONE PIECE CAST IRON HUB
 FITS 1 3/8" X 1 1/16" SPINDLE.
 RATED CAPACITY IS 1750 LBS. EACH.

COMPLETE ASSEMBLY CONTENTS:

- HK655 HUB (1)
- L44649 BEARING (1)
- L68149 BEARING (1)
- L44610 RACE (1)
- L68111 RACE (1)
- GS545 SEAL (1)
- DC100 GREASE CAP (1)
- LN1316 LUG NUT (5)
- CP BULK COTTER PIN (1)

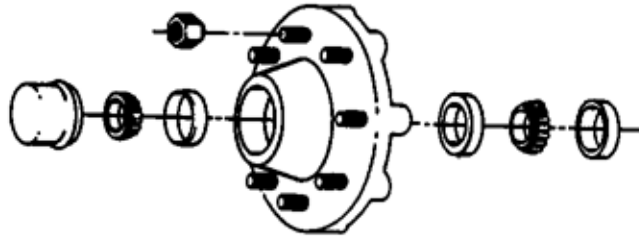


STOCK NO	DESCRIPTION	LIST
95-HK655	COMPLETE HUB ASSEMBLY	48.40
95-HK655A	HUB ONLY	38.00

TRAILER HUB KIT 8 BOLT, 6.5" BOLT CIRCLE

CAST HUB FITS 1 3/4" X 1 1/4" SPINDLE.
RATED CAPACITY IS 3500 LBS. EACH.
COMPLETE ASSEMBLY CONTENTS:

HK78A HUB (1)
25580 BEARING (1)
14125A BEARING (1)
25520 RACE (1)
14276 RACE (1)
GS225 SEAL (1)
DC225 GREASE CAP (1)
LN1316 LUG NUT (8)



STOCK NO	DESCRIPTION	LIST
95-HK78	COMPLETE HUB ASSEMBLY	93.00
95-HK78A	HUB ONLY	59.00

LUG NUTS

STOCK NO	DIAMETER & THREAD	HEAD SIZE	FINISH	LIST
61-LN1316	1/2-20	13/16"	ZINC	.40
61-LN1316SS	1/2-20	13/16"	STAINLESS	2.25



LUG NUT - ACORN STYLE

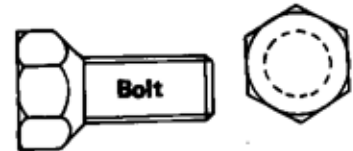
CHROME PLATED LUG NUT FITS 13/16" LUG BOLTS.

STOCK NO	LIST
61-LN1316AC	1.25



LUG BOLTS

STOCK NO	DIAMETER & THREAD	HEAD SIZE	OVERALL LENGTH	FINISH	LIST
61-LB1316	1/2-20	1.50"	13/16"	ZINC	1.20
61-LB1316SS	1/2-20	1.50"	13/16"	STAINLESS	3.19



HUB STUDS

PRESS IN STUDS FIT APPROPRIATE HUBS
USING LUG NUTS TO MOUNT.

STOCK NO	HUB	A	B	C	D	E	LIST
19-HS1R	DICO	1 7/16"	1/4"	15/16"	9/16"	1/2"	.50
19-HS2R	DICO	1 7/8"	1/2"	1 1/8"	5/8"	1/2"	.75
19-HS3R	DICO	2 5/16"	3/4"	1 1/4"	5/8"	1/2"	2.35
3-HSHAS	HAYES	1 3/4"	9/16"	15/16"	9/16"	1/2"	.92
3-HSHAM	HAYES	2"	9/16"	1 1/4"	9/16"	1/2"	1.10
3-HSHAL	HAYES	2 11/16"	1 3/8"	1 1/8"	9/16"	1/2"	2.65
22-11126	TDE	1 7/8"	7/16"	1 1/16"	.538	1/2"	.50



RIM CLAMP

STOCK NO	LIST
3-09150102	1.65



BEARING BUDDY

(SOLD IN PAIRS ONLY)

KEEPS WATER AND DIRT OUT OF WHEEL HUBS. EASY INSTALLATION.
PERMANENT PROTECTION. ENDS MESSY BEARING REPACKING.

STOCK NO	I.D. OF HUB	OUTER BEARING RACE NO	FITS HUB KIT	LIST
55-1781	1.781	LM1910	HK5, HK9	17.95
55-1810	1.810	LM12711	HK10	17.95
55-1980	1.980	L44610	HK3, HK4, HK8, HK116, HK4G, HK8G, HK116G, BD8, BD10	15.95
55-1980BULK	1.980	L44610	HK3, HK4, HK8, HK116, HK4G, HK8G, HK116G, BD8, BD10	14.95
55-2328	2.328	LM67010	HK6	17.89
55-2441	2.441	LM67010, 15245	HK12, BD12	27.70
55-2562	2.562			27.70
55-2717	2.717	14276		29.95



STAINLESS STEEL BEARING BUDDY

THE STAINLESS STEEL WHEEL BEARING PROTECTOR HAS A NATURAL RESISTANCE TO CORROSION. IT'S SO WELL MADE THAT IT LITERALLY WILL OUTLAST YOUR BOAT. FITS 1.98" HUB DIAMETER. SOLD IN PAIRS.

STOCK NO	DESCRIPTION	LIST
55-1980SS	PACKAGED	17.95
55-1980SSB	BULK	16.95



BEARING BUDDY BRA

(SOLD IN PAIRS ONLY)

FITS OVER BEARING BUDDY TO PROTECT WHEELS FROM GREASE LEAKAGE.

STOCK NO	USED WITH BEARING BUDDY	LIST
55-17B	1781, 1810	3.35
55-19B	1938, 1968, 1980, 1980T	3.35
55-23B	2328, 2441, 2717	3.35



SPINDO SEAL

(SOLD IN PAIRS ONLY)

FOR USE WITH BEARING BUDDY ON TRAILERS WITH BRAKES OR AS REPLACEMENT SEALS. SEALS WILL LAST MANY YEARS WITH ONLY NEGLIGIBLE GREASE LEAKAGE.

STOCK NO	USE WITH BEARING BUDDY NO	INNER BEARING NO.	LIST
55-1	1980, 1980A	L44643	12.85
55-2	1980, 1968, 2562	LM48548, L68149 (UHI)	12.85
55-5	1980	L44649	12.85
55-7	1781	L11910	12.85
55-8	2328	LM67048	12.85
55-9	1938, 1980T	15123	12.85
55-10	1810	L68149 (HADCO)	12.85

