


Brakes & Actuators

STAINLESS DISC BRAKE ASSEMBLY

ASSEMBLY INCLUDES HUB AND ROTOR, CALIPER, BEARINGS, SEAL, WHEEL NUTS, DUST CAP, AND BRAKE FLANGE PLATE. SOLD IN PAIRS ONLY.

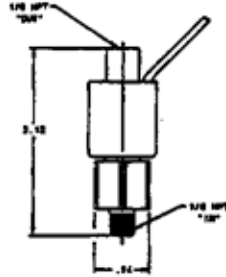
STOCK NO	DIA.	FITS SPINDLE	BOLTS	CAPACITY	LIST
22-46227	9.2"	1 3/8" X 1 1/16"	5 ON 4 1/2"	3000 LBS.	255.00
22-46228	10 3/8"	1 1/4" X 1 3/4"	6 ON 5 1/2"	6000 LBS.	330.00



SOLENOID VALVE

PREVENTS DISC BRAKES FROM BEING ACTIVATED WHILE BACKING A TRAILER.

STOCK NO	LIST
22-11245	46.59



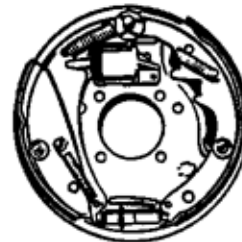
DISC BRAKE PARTS

STOCK NO	DESCRIPTION	LIST
22-44585	OFFSET MOUNTING FLANGE - FITS 46227	14.19
22-44588-89	MOUNTING SHIM & BRACKET - FITS 46228	21.67
22-46227-1	GALVANIZED HUB & ROTOR - 5 LUG	106.67
22-46228-1	PAINTED HUB & ROTOR - 6 LUG	150.00
22-46242	BOOTED CALIPER - FITS 46227 & 46228	100.00
22-44578	DISC BRAKE PADS - 2 PAIR	38.05

DICO HYDRAULIC BRAKES

AVAILABLE IN STANDARD PAINT OR TOP OF THE LINE GALPHORITE FINISH. SOLD IN PAIRS ONLY.

STOCK NO	SIZE	FINISH	STYLE	LIST
19-44420-21	8 1/2" X 2 1/4"	GALPHORITE	FREE BACKING	190.00
19-40715-16	10" X 2 1/4"	PAINTED	FREE BACKING	114.00
19-44234-35	10" X 2 1/4"	GALPHORITE	FREE BACKING	140.00
19-42028-29	12" X 2"	PAINTED	FREE BACKING	160.00
19-44895-96	12" X 2"	GALPHORITE	FREE BACKING	190.00



TIEDOWN GALV-X BRAKES

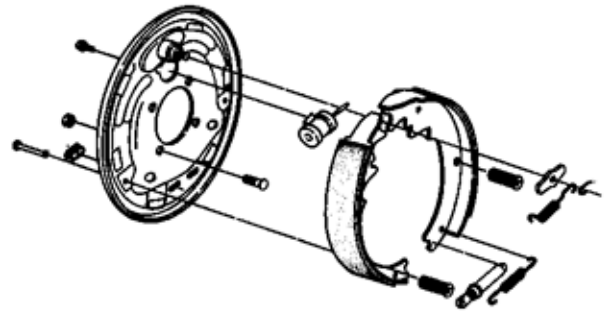
CORROSION RESISTANT FREEBACKING 10" AND 12" DRUM BRAKES. SOLD IN PAIRS.

STOCK NO	SIZE	LIST
78-500G	10"	169.00
78-502G	12"	214.00



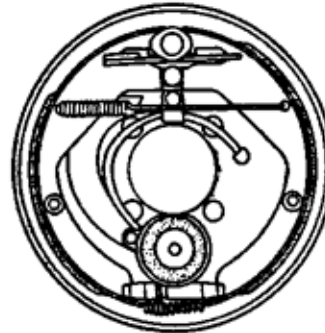
**DICO BRAKE PARTS FOR
10" BRAKES**

STOCK NO	DESCRIPTION	LIST
19-44375-76	BRAKE ADJUSTER	4.55
19-44397	WHEEL CYLINDER MOUNTING BOLTS	.60
19-43372	BRAKE SHOE - 10" REAR	18.95
19-43371	BRAKE SHOE - 10" FRONT	18.95
19-44245	WHEEL CYLINDER - RIGHT SIDE	15.15
19-44246	WHEEL CYLINDER - LEFT SIDE	15.15



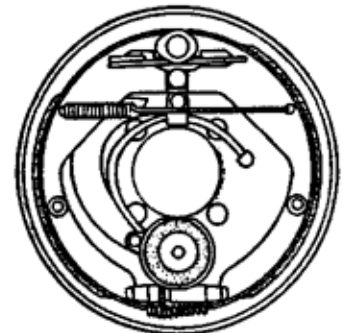
**HAYES ELECTRIC BRAKES & PARTS
FOR 10" ELECTRIC 3.5K
GROOVED MAGNET TYPE**

STOCK NO	DESCRIPTION	LIST
3-60202803	10" LH ELEC. BRAKE - 3.5K	60.50
3-60202703	10" RH ELEC. BRAKE - 3.5K	60.50
3-SL110	10" SHOES (PR) - 3.5K BRAKE	30.00
3-M144	GROOVED MAGNET KIT - 3.5K	27.50



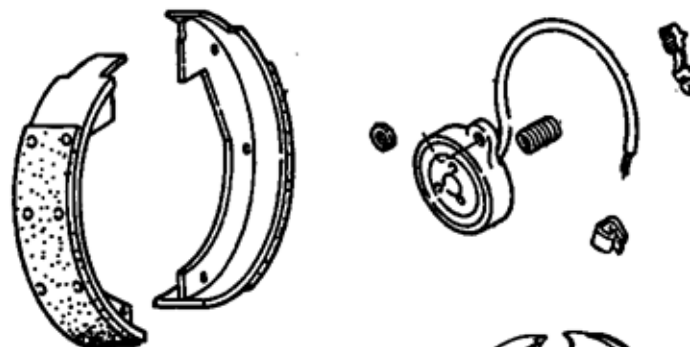
**HAYES ELECTRIC BRAKES & PARTS
FOR 12" ELECTRIC 7K
GROOVED MAGNET TYPE**

STOCK NO	DESCRIPTION	LIST
3-60208712	12" LH ELEC. BRAKE - 7K	82.12
3-60208713	12" RH ELEC. BRAKE - 7K	82.12
3-M144	MAGNET KIT - 7K	27.50
3-SL126	12" SHOES (PR) - 7K	45.25



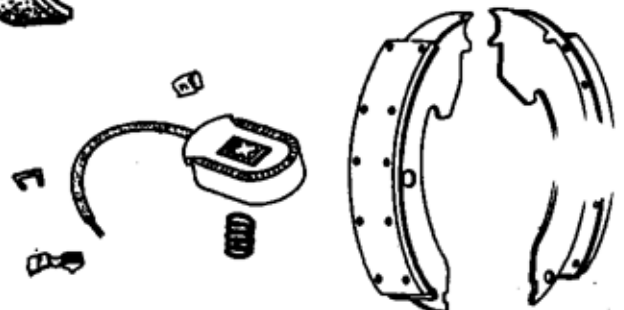
**HAYES ELECTRIC BRAKE PARTS
FOR 10" ELECTRIC 3.5K
CAST IRON MAGNET**

STOCK NO	DESCRIPTION	LIST
3-SL110	10" SHOES (PR) 3.5K BRAKE	30.00
3-M116	MAGNET KIT	35.00



**HAYES ELECTRIC BRAKE PARTS
FOR 12" ELECTRIC 5.2K
CAST IRON MAGNET**

STOCK NO	DESCRIPTION	LIST
3-M144	MAGNET KIT - GROOVED	27.50
3-SL126	12" SHOES (PR) 5.2K BRAKE	45.25
3-M115	MAGNET KIT - CAST IRON	31.25

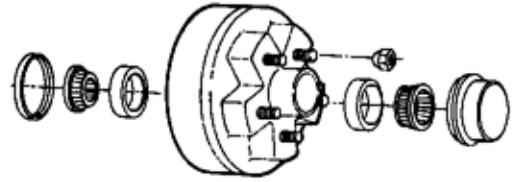


BRAKE HUB AND DRUM ASSEMBLY

ASSEMBLY INCLUDES BEARINGS, SEAL, WHEEL NUTS AND DUST CAP.
SOLD SEPARATELY.

STOCK NO	DIA.	FITS SPINDLE	BOLTS	LIST
95-BD8	8 1/2"	1 3/8" X 1 1/16"	5 ON 4 1/2	70.00
95-BD10	10"	1 3/8" X 1 1/16"	5 ON 4 1/2	61.50
95-BD10Z*	10"	1 3/8" X 1 1/16"	5 ON 4 1/2	63.59
95-BD50	10"	1 3/8" X 1 1/16"	5 ON 5	64.50
95-BD555	10"	1 3/8" X 1 1/16"	5 ON 5 1/2	63.50
95-BD655	10"	1 3/8" X 1 1/16"	6 ON 5 1/2	67.00
95-BD12	12"	1 3/4" X 1 1/4"	6 ON 5 1/2	70.85
95-BD128	12"	1 3/4" X 1 1/4"	8 ON 6 1/2	94.95

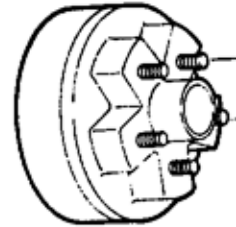
*ZINC PLATED



BRAKE HUB & DRUM ONLY

STOCK NO	DIA.	FITS SPINDLE	BOLTS	LIST
95-BD8A	8 1/2"	1 3/8" X 1 1/16"	5 ON 4 1/2	66.25
95-BD10A	10"	1 3/8" X 1 1/16"	5 ON 4 1/2	51.40
95-BD10ZA*	10"	1 3/8" X 1 1/16"	5 ON 4 1/2	59.25
95-BD50A	10"	1 3/8" X 1 1/16"	5 ON 5	74.45
95-BD555A	10"	1 3/8" X 1 1/16"	5 ON 5 1/2	53.35
95-BD655A	10"	1 3/8" X 1 1/16"	6 ON 5 1/2	55.00
95-BD12A	12"	1 3/4" X 1 1/4"	6 ON 5 1/2	60.00
95-BD128A	12"	1 3/4" X 1 1/4"	8 ON 6 1/2	77.95

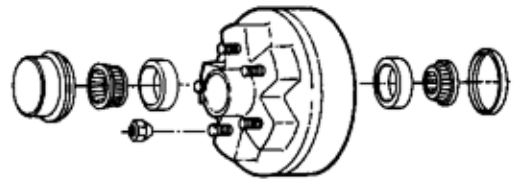
*ZINC PLATED



BRAKE HUB & DRUM ASSEMBLY - ELECTRIC

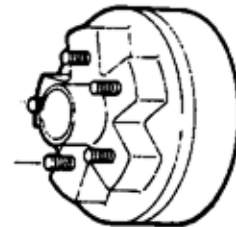
ASSEMBLY INCLUDES BEARINGS, SEAL, WHEEL NUTS AND DUST CAP.
SOLD SEPARATELY.

STOCK NO	DIA.	FITS SPINDLE	BOLTS	LIST
95-BD10E	10"	1 3/8" X 1 1/16"	5 ON 4 1/2	79.25
95-BD12E	12"	1 3/4" X 1 1/4"	6 ON 5 1/2	83.59



BRAKE HUB & DRUM ONLY - ELECTRIC

STOCK NO	DIA.	FITS SPINDLE	BOLTS	LIST
95-BD10EA	10"	1 3/8" X 1 1/16"	5 ON 4 1/2	71.30
95-BD12EA	12"	1 3/4" X 1 1/4"	6 ON 5 1/2	62.65



POLY BRAKE LINE KITS & ACCESSORIES

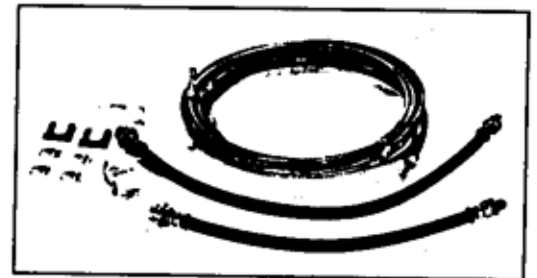
HEAVY DUTY, RUST FREE THERMO PLASTIC BRAKE HOSE WITH BLACK POLYURETHANE COVER. KITS INCLUDE ALL HOSES AND HARDWARE FOR SINGLE AXLE BRAKES.

STOCK NO	DESCRIPTION	LIST
28-15	15' BRAKE LINE KIT	82.29
28-18	18' BRAKE LINE KIT	87.69
28-2172	21' BRAKE LINE KIT - 72" WIDE	91.85
28-2180	21' BRAKE LINE KIT - 80" WIDE	93.99
28-2572	25' BRAKE LINE KIT - 72" WIDE	96.65
28-2580	25' BRAKE LINE KIT - 80" WIDE	98.75
28-H15	15' BRAKE LINE ONLY	39.29
28-H18	18' BRAKE LINE ONLY	44.69
28-H21	21' BRAKE LINE ONLY	50.09
28-H25	25' BRAKE LINE ONLY	57.29
28-H14	14" BRAKE LINE ONLY	14.39
28-H24	24" BRAKE LINE ONLY	15.87
28-H40	40" BRAKE LINE ONLY	18.29
28-H68	68" BRAKE LINE ONLY	22.49
28-H74	74" BRAKE LINE ONLY	23.39
28-H80	80" BRAKE LINE ONLY	24.29
28-H93	93" BRAKE LINE ONLY	26.25
28-HT	"T" BRASS FITTING	2.85
28-HI	IN-LINE BRASS FITTING	1.33
28-HA	ADAPTOR BRASS FITTING	2.20



STEEL BRAKE LINE KITS

STOCK NO	DESCRIPTION	LIST
19-10871	COMPLETE BRAKE FITTING KIT FOR SINGLE AXLE BRAKE SYSTEM. INCLUDES 15' OF BRAKE LINE.	42.25
19-10872	COMPLETE BRAKE FITTING KIT FOR INSTALLING TANDEM AXLE BRAKE SYSTEM. INCLUDES 15' OF BRAKE LINE	67.50
19-43803	ALL PARTS NEEDED FOR INSTALLATION OF SINGLE AXLE BRAKES. 23' BRAKE LINE.	56.00



BRAKE BATH

TRAILER BRAKE FLUSH KIT. EASY TO INSTALL. FRESH WATER RINSE FOR BRAKES.

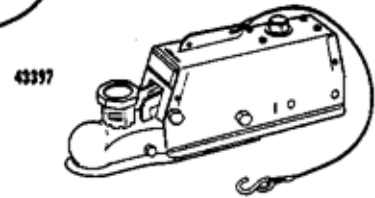
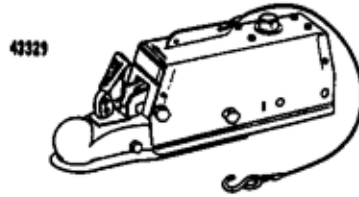
STOCK NO	DESCRIPTION	LIST
69-301	SINGLE AXLE BRAKES	45.95
69-302	DUAL AXLE BRAKES	77.09



**DICO MODEL 60 -
BRAKE ACTUATOR**

6000 LB CAPACITY HYDRAULIC ACTUATOR.
ZINC PLATED. FITS 1 7/8" OR 2" BALL.


STOCK NO	TYPE	LIST
19-43329	LEVER LOCK	125.00
19-43397	MULTI-FIT	133.00



**TIE DOWN - 6600 LB.
BRAKE ACTUATOR**

6600 LB CAPACITY HYDRAULIC ACTUATOR.
THE UNIQUE ALL ALUMINUM MASTER CYLINDER INCORPORATES
THE SHOCK ABSORBER INTO THE MASTER CYLINDER ASSEMBLY.
THIS PROVIDES A WARNING SIGNAL WHEN FLUID LEVEL IS LOW.

STOCK NO	BALL	LIST
22-47201	2"	125.00



**DICO MODEL 6 -
BRAKE ACTUATOR**

7500 LB CAPACITY HYDRAULIC
ACTUATOR. ZINC PLATED.



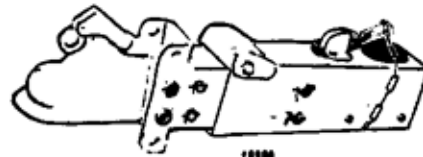
STOCK NO	BALL	TYPE	LIST
19-24800	1 7/8" OR 2"	MULTI-FIT	225.00
19-24928	1 7/8" OR 2"	MULTI-FIT A-FRAME	255.00
19-40792	2 5/16"	STRAIGHT	259.00



**DICO MODEL 10 -
BRAKE ACTUATOR**

10000 LB CAPACITY HYDRAULIC
ACTUATOR. FITS 2 5/16" BALL.

STOCK NO	TYPE	FINISH	LIST
19-16075	WELD-ON	PAINTED	403.00
19-17352	WELD-ON DROP	PAINTED	420.00
19-17727	BOLT-ON DROP	PAINTED	409.00
19-18909	WELD-ON ADJ.	PAINTED	451.00
19-18911	WELD-ON LUNETTE	PAINTED	413.00
19-24776	BOLT-ON	ZINC	418.00
19-24781	BOLT-ON DROP	ZINC	425.00
19-16080	WELD-ON NO COUPLER	PAINTED	340.00



**DICO MODEL 20 -
BRAKE ACTUATOR**
20000 LB CAPACITY HYDRAULIC
ACTUATOR.

STOCK NO	BALL	TYPE	FINISH	LIST
19-10551	NONE	WELD-ON	PAINTED	417.00
19-15210	2 5/16"	WELD-ON	PAINTED	499.00
19-12974	LUNETTE	WELD-ON	PAINTED	495.00
19-17778	LUNETTE	WELD-ON	PAINTED	542.00
19-40427	2 5/16"	BOLT-ON	ZINC	515.00



10551



15210



1778



12974

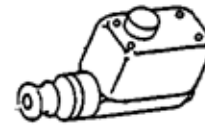
**DICO BRAKE ACTUATOR
MASTER CYLINDER**

KIT INCLUDES MASTER CYLINDER,
CAP AND BRASS FITTING.

STOCK NO	FITS ACTUATOR	LIST
19-MOD60MC	ALL MODEL 60	60.65
19-MOD6MC	ALL MODEL 6	76.00
19-MOD1020MC	ALL MODEL 10 AND 20	74.40



MOD1020MC



MOD60MC

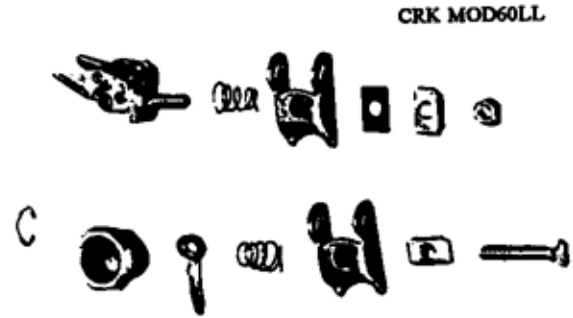


MOD6MC

**DICO BRAKE ACTUATOR
COUPLER REPAIR KIT**

FITS DICO ACTUATOR COUPLERS
FROM 1 7/8" THRU 2 5/16".

STOCK NO	FITS DICO ACTUATOR	LIST
19-CRKMOD60	43397, 24800, 24928	15.45
19-CRKMOD60LL	43329	37.00
19-CRK2516	ALL 2 5/16" MODELS	25.49




CRK MOD60LL

CRK MOD60

**DICO BRAKE ACTUATOR
MASTER CYLINDER CAP**

STOCK NO	FITS DICO ACTUATOR	LIST
19-MOD60MCCAP	ALL MODEL 60	6.28
19-MOD6MCCAP	ALL MODEL 6	8.45
19-MOD1020CAP	ALL MODEL 10 AND 20	12.75



MOD1020MCCAP



MOD6MCCAP



MOD60MCCAP